

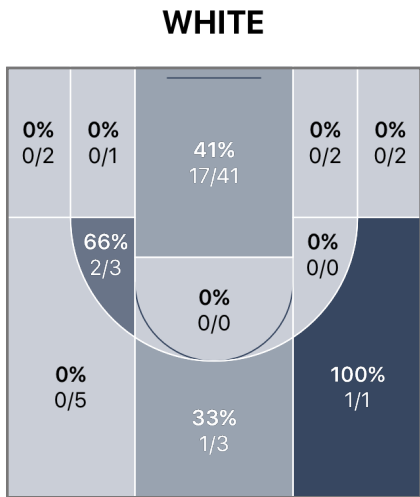
Houston Hoops 56 - 68 Albany City Rocks

Home


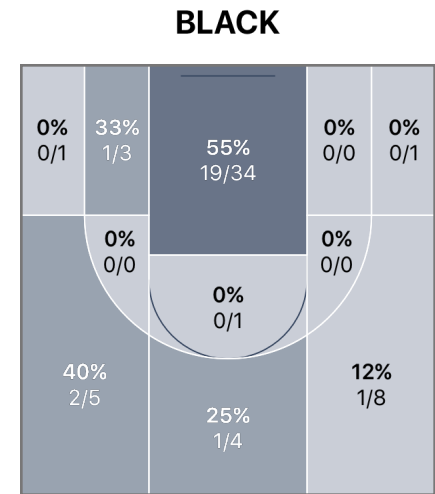
Tournament

Saturday, May 14, 2016

WHITE 56 **Game Over** **68 BLACK**

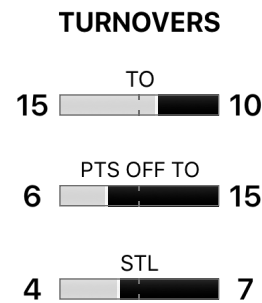


	1	2
WHITE	22	34
BLACK	40	28



POINTS

WHITE		BLACK
35%	FG%	42%
15%	3PT FG%	21%
76%	FT%	80%
34	PTS IN PAINT	38




Team Totals


	FGM-A	3PM-A	FTM-A	PIP	OREB	DREB	REB	2CP	AST	STL	POT	BLK	TO	PF	PTS
HOUSTON HOOPS	21-60	2-13	13-17	34	21	23	44	22	3	4	6	3	15	16	57
ALBANY CITY R...	24-57	4-19	16-20	38	11	20	31	9	6	7	15	4	10	14	68

MIN - Minutes Played	PIP - Points in the Paint	2CP - 2nd Chance Points	BLK - Blocks
FGM-A - Field Goal Makes/Attempts	OREB - Offensive Rebounds	AST - Assists	TO - Turnovers
3PM-A - 3 Point Makes/Attempts	DREB - Defensive Rebounds	STL - Steals	PF - Personal & Technical Fouls
FTM-A - Free Throw Makes/Attempts	REB - Rebounds	POT - Points off Turnovers	PTS - Total Points

Houston Hoops 56 - 68 Albany City Rocks

 Home

 Tournament

 Saturday, May 14, 2016

Houston Hoops Stats

PLAYERS	MIN	FGM-A	3PM-A	FTM-A	PIP	OREB	DREB	REB	AST	STL	POT	BLK	TO	PF	PTS
#2, J Vanderbilt	30	6-13	0-2	4-6	10	1	6	7	3	2	0	1	7	3	16
#22, R Nembhard	30	3-11	1-5	5-7	4	1	0	1	0	0	0	0	1	1	12
#0, Preston	30	5-15	0-2	0-0	10	4	2	6	0	0	0	2	3	3	10
#12, J Ledee	11	2-3	0-0	2-2	2	1	1	2	0	1	2	0	0	0	6
#3, J Chandler	24	1-3	0-0	2-2	2	2	4	6	0	0	2	0	0	2	4
#14, I Jasey	22	2-7	0-0	0-0	4	5	3	8	0	0	0	0	1	3	4
#35, M Mayer	6	1-2	1-2	0-0	0	0	0	0	0	0	0	0	2	1	3
#5, C Alley, Jr.	5	0-4	0-1	0-0	0	2	3	5	0	1	0	0	1	3	0
#4, D Azore	1	0-0	0-0	0-0	0	0	0	0	0	0	0	0	0	0	0
#1, J Dockery	0	0-0	0-0	0-0	0	0	0	0	0	0	0	0	0	0	0
#10, R Hamm	0	0-0	0-0	0-0	0	0	0	0	0	0	0	0	0	0	0
#11, M Strange	1	0-0	0-0	0-0	0	0	0	0	0	0	0	0	0	0	0
Unassigned/Team		1-2	0-1	0-0	2	5	4	9	0	0	2	0	0	0	2
Total		21-60	2-13	13-17	34	21	23	44	3	4	6	3	15	16	57


FLAGRANT FOULS

HOUSTON H... None


TECHNICAL FOULS

HOUSTON H... #2, Vanderbilt

Houston Hoops 56 - 68 Albany City Rocks

 Home

 Tournament

 Saturday, May 14, 2016

Albany City Rocks Stats

PLAYERS	MIN	FGM-A	3PM-A	FTM-A	PIP	OREB	DREB	REB	AST	STL	POT	BLK	TO	PF	PTS
#11, A Gaines	32	7-12	0-0	5-7	12	3	6	9	0	2	2	0	2	0	19
#24, N Carter	25	5-9	0-2	4-4	10	2	1	3	1	1	2	1	1	4	14
#4, K McGee	11	5-12	4-7	0-0	2	1	1	2	2	2	6	1	3	0	14
#15, A Platek	26	4-11	0-5	2-2	8	0	1	1	2	1	0	0	1	2	10
#5, H Wright	29	3-7	0-1	3-5	6	1	6	7	1	1	3	1	2	2	9
#1, K Zoriks	21	0-4	0-3	2-2	0	0	1	1	0	0	2	0	0	2	2
#0	0	0-0	0-0	0-0	0	0	0	0	0	0	0	0	0	0	0
#2, W Miller	3	0-0	0-0	0-0	0	0	0	0	0	0	0	0	1	0	0
#3, J Boenheim	0	0-0	0-0	0-0	0	0	0	0	0	0	0	0	0	0	0
#10, W Bennett	0	0-0	0-0	0-0	0	0	0	0	0	0	0	0	0	0	0
#21, D Welch	10	0-0	0-0	0-0	0	1	1	2	0	0	0	1	0	3	0
#30, M Zachery	0	0-0	0-0	0-0	0	0	0	0	0	0	0	0	0	0	0
#32, M Wynn	2	0-1	0-0	0-0	0	1	0	1	0	0	0	0	0	1	0
#33, C Mulvey	0	0-0	0-0	0-0	0	0	0	0	0	0	0	0	0	0	0
Unassigned/Team		0-1	0-1	0-0	0	2	3	5	0	0	0	0	0	0	0
Total		24-57	4-19	16-20	38	11	20	31	6	7	15	4	10	14	68

FLAGRANT FOULS

ALBANY CIT... None

TECHNICAL FOULS

ALBANY CIT... None