

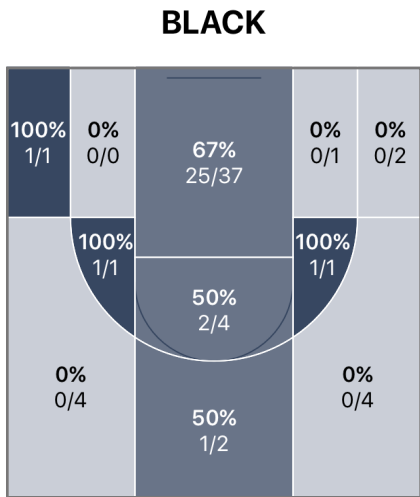
Houston Hoops (TX) 76 - 80 Team Final (PA)

Home


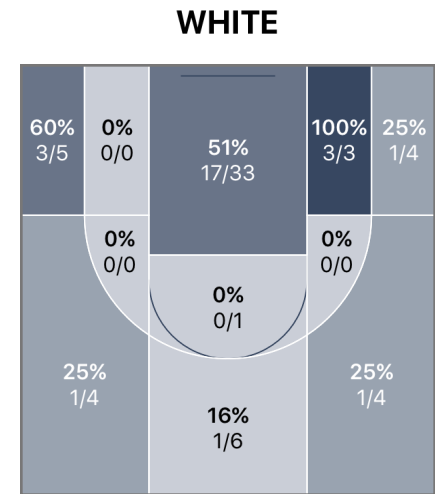
Tournament

Friday, May 12, 2017

BLACK 76 **Game Over** **80** **WHITE**

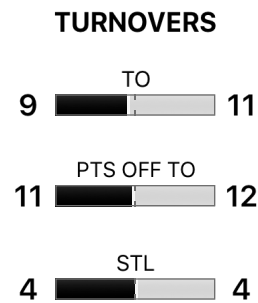


	1	2
BLACK	38	38
WHITE	43	37



POINTS

BLACK		WHITE
54%	FG%	45%
8%	3PT FG%	30%
76%	FT%	73%
50	PTS IN PAINT	34



Team Totals


	FGM-A	3PM-A	FTM-A	PIP	OREB	DREB	REB	2CP	AST	STL	POT	BLK	TO	PF	PTS
HOUSTON HOO...	31-57	1-12	13-17	50	9	19	28	13	9	4	11	3	9	18	76
TEAM FINAL (PA)	27-60	7-23	19-26	34	18	19	37	14	9	4	12	1	11	17	80

MIN - Minutes Played	PIP - Points in the Paint	2CP - 2nd Chance Points	BLK - Blocks
FGM-A - Field Goal Makes/Attempts	OREB - Offensive Rebounds	AST - Assists	TO - Turnovers
3PM-A - 3 Point Makes/Attempts	DREB - Defensive Rebounds	STL - Steals	PF - Personal & Technical Fouls
FTM-A - Free Throw Makes/Attempts	REB - Rebounds	POT - Points off Turnovers	PTS - Total Points

Houston Hoops (TX) 76 - 80 Team Final (PA)

 Home

 Tournament

 Friday, May 12, 2017

Houston Hoops (TX) Stats

PLAYERS	MIN	FGM-A	3PM-A	FTM-A	PIP	OREB	DREB	REB	AST	STL	POT	BLK	TO	PF	PTS
#1, J Smart	29	8-12	1-3	6-7	14	3	1	4	2	1	2	0	4	3	23
#12, T Smith	17	7-7	0-0	0-0	12	1	6	7	0	0	2	1	0	1	14
#35, M Mayer	25	5-9	0-2	0-0	6	1	4	5	3	0	0	2	1	1	10
#0, J Bieniemy	16	5-9	0-1	0-0	8	0	2	2	3	2	4	0	0	3	10
#22, M Seraille	22	3-6	0-1	3-4	6	3	3	6	0	1	0	0	1	3	9
#4, G Williams Jr.	14	1-2	0-0	2-2	2	0	0	0	1	0	0	0	0	4	4
#2, A Davis	16	2-5	0-3	0-0	2	0	0	0	0	0	2	0	1	0	4
#23, J Gordon	17	0-7	0-2	2-4	0	0	2	2	0	0	1	0	1	3	2
#3, S Thomas	0	0-0	0-0	0-0	0	0	0	0	0	0	0	0	0	0	0
Unassigned/Team		0-0	0-0	0-0	0	1	1	2	0	0	0	0	1	0	0
Total		31-57	1-12	13-17	50	9	19	28	9	4	11	3	9	18	76

FLAGRANT FOULS

HOUSTON H... None


TECHNICAL FOULS

HOUSTON H... None

Houston Hoops (TX) 76 - 80 Team Final (PA)

 Home

 Tournament

 Friday, May 12, 2017

Team Final (PA) Stats

PLAYERS	MIN	FGM-A	3PM-A	FTM-A	PIP	OREB	DREB	REB	AST	STL	POT	BLK	TO	PF	PTS
#2, L King	30	11-21	2-6	3-4	14	4	3	7	1	1	2	0	1	0	27
#22, C Reddish	30	3-10	1-8	12-14	4	1	2	3	1	1	5	0	3	3	19
#10, J Anderson	21	4-9	1-2	0-0	4	1	2	3	0	0	0	0	1	1	9
#4, M Cotton	18	2-6	1-3	2-2	2	3	2	5	1	1	5	0	1	2	7
#5, M Murray	8	2-3	2-3	1-2	0	0	1	1	0	0	0	0	1	2	7
#11, S Sessoms	27	2-6	0-1	1-2	4	1	5	6	6	0	0	0	2	3	5
#35, M Littles	15	2-4	0-0	0-2	4	4	2	6	0	0	0	0	1	3	4
#3, C Joseph	5	1-1	0-0	0-0	2	0	0	0	0	0	0	0	0	1	2
#1, C Reddish	0	0-0	0-0	0-0	0	0	0	0	0	0	0	0	0	0	0
#24, M Jones	0	0-0	0-0	0-0	0	0	0	0	0	0	0	0	0	0	0
#32, S Good	5	0-0	0-0	0-0	0	0	1	1	0	1	0	1	0	2	0
Unassigned/Team		0-0	0-0	0-0	0	4	1	5	0	0	0	0	1	0	0
Total		27-60	7-23	19-26	34	18	19	37	9	4	12	1	11	17	80

FLAGRANT FOULS

TEAM FINAL... None

TECHNICAL FOULS

TEAM FINAL... None