

Howard Pulley (MN) 100 - 77 Houston Hoops (TX)

Home

Tournament

Sunday, May 14, 2017

WHITE

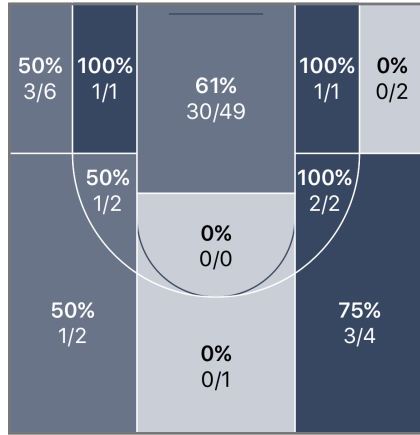
100

Game Stats

77

BLACK

WHITE



1 2

WHITE

48

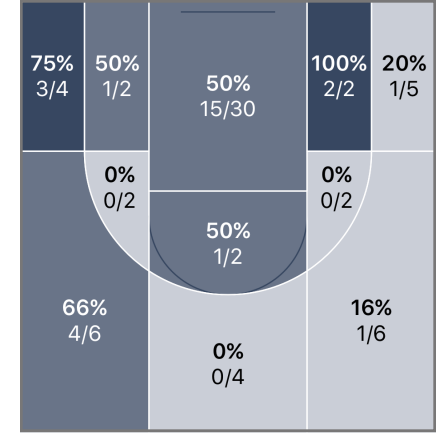
52

BLACK

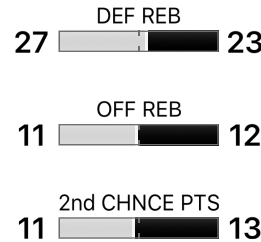
39

38

BLACK



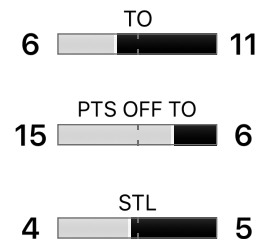
REBOUNDS



POINTS

WHITE	BLACK
60%	43%
43%	36%
59%	63%
60	30

TURNOVERS



Team Totals

	FGM-A	3PM-A	FTM-A	PIP	OREB	DREB	REB	2CP	AST	STL	POT	BLK	TO	PF	PTS
HOWARD PULLE...	42-70	6-14	10-17	60	11	27	38	11	30	4	15	5	6	13	100
HOUSTON HOO...	28-65	9-25	12-19	30	12	23	35	13	18	5	6	4	11	16	77

FGM-A - Field Goal Makes/Attempts
 3PM-A - 3 Point Makes/Attempts
 FTM-A - Free Throw Makes/Attempts
 PIP - Points in the Paint

OREB - Offensive Rebounds
 DREB - Defensive Rebounds
 REB - Rebounds
 2CP - 2nd Chance Points

AST - Assists
 STL - Steals
 POT - Points off Turnovers
 BLK - Blocks

TO - Turnovers
 PF - Personal & Technical Fouls
 PTS - Total Points

Howard Pulley (MN) 100 - 77 Houston Hoops (TX)

 Home

 Tournament

 Sunday, May 14, 2017

Howard Pulley (MN) Stats

PLAYERS	FGM-A	3PM-A	FTM-A	PIP	OREB	DREB	REB	2CP	AST	STL	POT	BLK	TO	PF	PTS
#3, T Jones	14-19	1-2	2-3	18	2	5	7	2	17	3	4	0	1	2	31
#32, D Oturu	9-13	0-0	3-5	18	5	7	12	4	5	0	3	3	0	2	21
#23, D Roddy	6-11	1-3	2-4	10	1	1	2	1	1	0	6	0	2	2	15
#10, J Thomas	6-7	1-2	0-0	10	0	8	8	0	1	1	2	2	0	3	13
#22, G Kalscheur	5-10	2-4	0-1	4	1	2	3	2	5	0	0	0	1	4	12
#33, Z Nnaji	1-3	0-0	2-2	0	1	1	2	2	0	0	0	0	0	0	4
#1, R Larson	1-4	1-2	0-0	0	0	0	0	0	1	0	0	0	2	0	3
#31, S Chatman	0-0	0-0	1-2	0	0	0	0	0	0	0	0	0	0	0	1
#24, C Brown Jr.	0-0	0-0	0-0	0	0	0	0	0	0	0	0	0	0	0	0
#12, G Kpegeol	0-3	0-1	0-0	0	0	2	2	0	0	0	0	0	0	0	0
#11, D Hunter	0-0	0-0	0-0	0	0	0	0	0	0	0	0	0	0	0	0
#21, T Pickford	0-0	0-0	0-0	0	0	0	0	0	0	0	0	0	0	0	0
Unassigned/Team	0-0	0-0	0-0	0	1	1	2	0	0	0	0	0	0	0	0
Total	42-70	6-14	10-17	60	11	27	38	11	30	4	15	5	6	13	100

FLAGRANT FOULS

HOWARD PU... None


TECHNICAL FOULS

HOWARD PU... None

Howard Pulley (MN) 100 - 77 Houston Hoops (TX)

 Home

 Tournament

 Sunday, May 14, 2017

Houston Hoops (TX) Stats

PLAYERS	FGM-A	3PM-A	FTM-A	PIP	OREB	DREB	REB	2CP	AST	STL	POT	BLK	TO	PF	PTS ▾
#23, J Gordon	6-11	2-4	3-6	8	1	2	3	1	0	1	4	0	0	0	17
#22, M Seraille	6-7	1-1	0-0	10	2	3	5	2	0	0	0	1	2	3	13
#2, A Davis	5-14	3-11	0-0	2	1	1	2	0	3	3	0	0	1	0	13
#1, J Smart	3-12	2-3	4-5	0	1	1	2	4	2	1	0	0	1	1	12
#4, G Williams Jr.	3-5	0-1	2-2	4	2	2	4	2	1	0	0	0	3	4	8
#12, T Smith	3-4	0-0	2-4	6	3	4	7	4	1	0	2	1	1	3	8
#35, M Mayer	1-6	1-3	1-2	0	0	4	4	0	2	0	0	2	3	3	4
#0, J Bieniemy	1-6	0-2	0-0	0	1	6	7	0	9	0	0	0	0	2	2
#3, S Thomas	0-0	0-0	0-0	0	0	0	0	0	0	0	0	0	0	0	0
Unassigned/Team	0-0	0-0	0-0	0	1	0	1	0	0	0	0	0	0	0	0
Total	28-65	9-25	12-19	30	12	23	35	13	18	5	6	4	11	16	77

FLAGRANT FOULS

HOUSTON H... None

TECHNICAL FOULS

HOUSTON H... None